

TOPEX[®]

SKU:TXMK388610

TX610

5W SOLAR BUG TRAPPER



Thank you for buying this **5W SOLAR BUG TRAPPER**
Please read this manual carefully before using the product.

WWW.TOPEXTOOLS.COM.AU

version 20251203

DESCRIPTION OF SYMBOLS

v	Volts	κ	Direct Current
M	Metres	W	Watts
	Regulator compliance mark(RCM)		Warning
	Read Instruction Manual		

MOSQUITO KILLER LAMP SAFETY WARNINGS

WARNING

Read all safety warnings and all instructions.
Failure to follow the warnings and instructions may result in electric shock, fire, and/or serious injury.

1. Before using the equipment, please pay attention to preventive measures; if not used according to the instructions, it may harm the human body and property.
2. Do not use it beside the heat source, water flow or any corrosive gas.
3. Do not stay near flammable items, such as paper, clothing, or other substances that will catch fire.
4. Do not touch the power supply when the light is on, and there is a risk of electric shock.
5. Stay away from children.
6. The equipment can be used by people over eight years old. People who lack physical, perceived and psychological ability or lack experience and knowledge; the device is not available for children under the age of eight. Unsupervised children shall not clean and maintain the equipment.
7. The equipment must use the suitable power supply provided by the product.
8. The equipment can only be used at a safe low pressure.

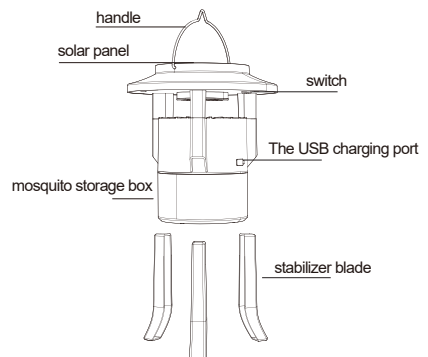
PACKAGE INCLUDES

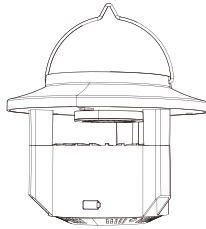


IMPORTANT NOTES

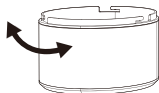
1. Please connect the power cord of the mosquito control lamp first, and then connect the power supply.
2. Before use, please confirm that the mosquito control lamp has its own professional power supply.
3. Do not touch the surface of the lamp after it is lit.
4. The waterproof grade of this product is IPX 4. Please pay attention to the waterproof when outdoors.
5. Illegal operation may damage your belongings, and may even endanger your personal safety.
6. Preliminary budget for the number of mosquito lamps required, and then calculate the total power according to the rated power of a single mosquito lamp, and design the power distribution scheme.
7. Avoid installation in the heat source and hot steam, corrosive gas place, so as not to affect the life.

SOLAR GARDEN MOSQUITO KILLER LAMP





Detachable mosquito storage box



SPECIFICATIONS

PRODUCT

Voltage	5V	
Power	5W	
Current	100 mA	
Wavelength	388 nm	
Coverage Area	60 m ²	
Speed	DC 5V / 2200 rpm	
Mode	Mosquito Trapping+ Lighting	
Life	3 years	
Number of Mosquito Trap Lamp Beads Model	17 pcs	
Number of Lighting Beads Model	8 pcs	
Battery Capacity	1800 mAh	
Waterproof Grade	IPX4	

Fan

Fan Power	4W	
Fan Voltage	DC5V	
Fan Material	Nylon	
Fan Speed	2200 rpm	

SOLAR PANEL

Size of Solar Panels	Φ120 mm × 2 mm
Solar Panel Voltage	DC6V
Power of the Solar Panel	0.8W
Solar Panel Material	PET
Solar Panel Specification	Black

OPERATING INSTRUCTIONS

1. Press the button once: The purple light turns on and the fan starts to rotate.



2. Press the button a second time: The white light turns on.



3. Press the button a third time: The device turns off completely.



CARING FOR THE ENVIRONMENT



Power tools that are no longer usable should not be disposed of with household waste but in an environmentally friendly way. Please recycle where facilities exist. Check with your local council authority for recycling advice.



Recycling packaging reduces the need for landfill and raw materials. Reuse of recycled material decreases pollution in the environment. Please recycle packaging where facilities exist. Check with your local council authority for recycling advice.

WARRANTY

Your warranty form should be retained by you at all times. In order to make a claim under this warranty, you must return the product with your receipt of purchase. Prior to returning your product for warranty, please contact us via our after sales support services.

EMAIL: support@topto.com.au

1 YEAR REPLACEMENT WARRANTY

Your product is guaranteed for a period of 12 months from the original date of purchase and is intended for DIY (Do It Yourself) use only. If a product is defective, it will be replaced in accordance with the terms of this warranty. Warranty excludes consumable parts, for example: driver bits

WARNING

1. The following actions will result in the warranty being void.
 - Professional, Industrial or high frequency use.
2. If the tool has been operated on a supply voltage other than that specified on the tool.
3. If the tool shows signs of damage or defects caused by or resulting from abuse, accidents or alterations.
4. Failure to perform maintenance as set out within the instruction manual.
5. If the tool is disassembled or tampered with in any way.

How to get 1 extended year warranty?

This product comes with 1 year replacement warranty. However, you may get 1 extra year warranty with conditions. Please ask for detail by sending an email to support@topto.com.au

WARRANTY POLICY

12-Month Manufacturer's Warranty

Our promise:
We stand by the quality of every TOPEX product. Your item comes with a 12-month warranty from purchase date, covering faults in materials or workmanship.

**12 MONTH
WARRANTY
PARTS & LABOR**

**REGISTER TO GET EXTRA
ONE YEAR EXTENSION!**

What's Covered:

- Material and manufacturing defects under normal use
- Repair or replacement of defective products at our discretion

What's Not Covered:

- Everyday wear and tear
- Accidents, misuse or poor care
- Damage from:
 - Natural disasters
 - Incorrect operation
 - Rough handling
 - Tampering by anyone not authorised by us
 - Commercial use: items resold or rented for profit

Your Australian Consumer Rights

Our warranty is in addition to your rights under the Australian Consumer Law. You're entitled to replacement/refund for major failures and compensation for other reasonably foreseeable loss.

Important Conditions

- Warranty valid only for original purchaser in Australia
- Claims must be made within warranty period
- Product must be unmodified with all safety labels intact

How to Claim?

Need to make a warranty claim? Scan the QR code below and fill out the online form with your proof of purchase and fault description. We'll respond within 2 business days with return instructions if needed.



topertools.com.au/pages/warranty-claim



JOIN US