

TOPEX®

SKU:TXFC906W065

TX065

OWNER'S MANUAL

9.6W FOAM CUTTER






Thank you for buying this **9.6W FOAM CUTTER!**
Please read this manual carefully before using the product.

WWW.TOPEXTOOLS.COM.AU

version 20250102

DESCRIPTION OF SYMBOLS

v	Volts	Hz	Hertz
~	Alternating current	mm	Millimetres
/min	Revolutions per minute	n ₀	No load speed
—	Direct current	∅	Diameter
Nm	Newton metres	Ah	Ampere hours
	Regulatory Compliance Mark (RCM)	bpm	Beats per minute
	Read instruction manual		Warning

PACKING INCLUDE



IMPORTANT SAFETY PRECAUTIONS

1. CAUTION – The tool reaches high temperature! May cause burn.
2. Do not touch hot parts when in use.
3. Keep out of reach of children. This is not a toy and not intended for use by children 8 years old or younger without adult supervision.
4. Misuse may cause burns, electric shock and injuries.
5. Do not immerse tool in water! Danger of electric shock!
6. Always use the tool on a heatproof and uncluttered table.
7. After finished using the tool, unplug the adapter and let the tool cool naturally on safety stand in a safe place, out of reach of children.
8. Users should always rest a hot tool on the stand to prevent risk of fire.

This appliance is not intended for use by persons (including children) with reduced physical, sensory or mental capabilities, or lack of experience and knowledge, unless they have been given supervision or instruction concerning use of the appliance by a person responsible for their safety.

MAIN FEATURES

1. Quick heat-up feature allows polystyrene foam cutting almost instantly with the hot-wire tip.
2. Comes with three Quick-Change-Tips allowing users to "pug-and-use" for a variety of daily projects: Hot-wire Tip / Hot-knife Tip / Engraving Tip.
3. Allows users to make cutouts from centre of alphabets without needing to cut through the alphabet!

9.6W FOAM CUTTER



No.	Name	No.	Name
1	Cutting tip	5	Safety stand
2	Engraver tip	6	Extra wire
3	Hot wire tip	7	Power supply
4	Handle		

SPECIFICATIONS

Input: 240V~50Hz
 Output: DC6V 1500mA
 Hot Wire Tip (HW-110T1): 8.7W
 Hot Knife Tip (HW-110T2): 9.6W
 Engraver Tip (HW-110T3): 4.2W
 Hot Wire Tip (HW-110T1): 30 sec
 Hot Knife Tip (HW-110T2): 60 sec
 Hot Wire Tip (HW-110T1): 150°C
 Hot Knife Tip (HW-110T2): 200°C

OPERATING INSTRUCTIONS

1. Check the voltage of the adaptor is the same as source of current, Connect the power adaptor to the handle, and plug adaptor into wall socket.
2. Choose your tip and insert into handle, ensure position is secured.

⚠ WARNING

WARNING! Never use any other type of wire for replacement! May cause damage to adaptor! Use only our replacement wire or use dia. 0.23mm resistance wire.

3. Draw the design on the foam. Or cut a pattern, pin to the foam, and make a rough trace of the pattern, then remove pattern.

MAINTENANCE

WARNING! Before cleaning or carrying out any maintenance procedure, ensure that the charger have been removed.

Cleaning

- Keep the ventilation slots of the tool clean at all times to ensure efficient operation.
- After each use, blow air through the tool housing to ensure it is free from all dust, dirt, etc. Build up of dust or dirt particles may cause the tool to overheat and shorten the life of the tool.
- If the housing of the tool requires cleaning, do not use solvents. Use of a cloth only is recommended.
- Never allow any liquid to get inside the tool, never immerse any part of the tool into liquid.

Storage

When not in use, the tool should be stored in a dry, frost free location, keep out of children's reach.

CARING FOR THE ENVIRONMENT



Power tools that are no longer usable should not be disposed of with household waste but in an environmentally friendly way. Please recycle where facilities exist. Check with your local council authority for recycling advice.



Recycling packaging reduces the need for landfill and raw materials. Reuse of recycled material decreases pollution in the environment. Please recycle packaging where facilities exist. Check with your local council authority for recycling advice.



WARRANTY POLICY

12-Month Standard Warranty

We are committed to ensuring the quality and reliability of our products. All TOPEX items come with a standard 12-month warranty from the date of purchase, covering defects in materials and workmanship.

**12 MONTH
WARRANTY
PARTS & LABOR**

**REGISTER TO GET EXTRA
ONE YEAR EXTENSION!**

What Our Warranty Covers

- Material and manufacturing defects under normal use
- Repair or replacement of defective products at our discretion

Exclusions

- Normal wear and tear
- Damage caused by misuse or unauthorized modifications
- Incidental or consequential damages

How to Claim

To make a warranty claim, please scan the QR code below and complete the online form with your proof of purchase and a description of the issue. We may require the product to be returned for inspection.



**12 MONTH
WARRANTY
PARTS & LABOR**



Warranty Extension

For added peace of mind, you can extend your warranty by an additional year by joining the TOPEX community (batteries and chargers do not apply).

JOIN US