



SKU:SLPR8TR111

SL111

OWNER'S MANUAL


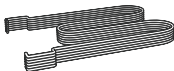

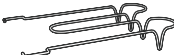
8 TIER DUAL SIDED PAN RACK



Thank you for buying this **8 Tier Dual Sided Pan Rack**!
Please read this manual carefully before using the product.

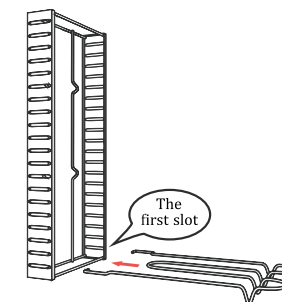


ACCESSORIES INCLUDE

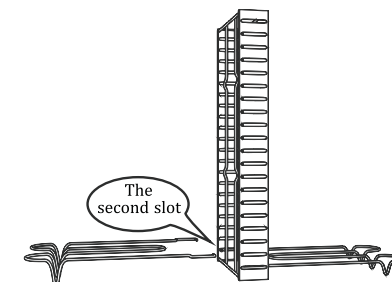
Main Frame x 1 	Bracket x 6 
Bracket A (Lower) x 1 	Bracket B (Higher) x 1 

INSTALLATION STEPS

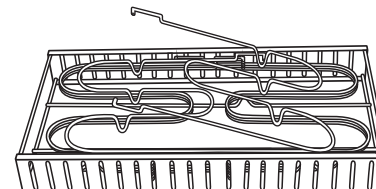
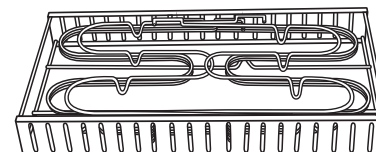
Step 1: Insert Bracket A into the first slot.



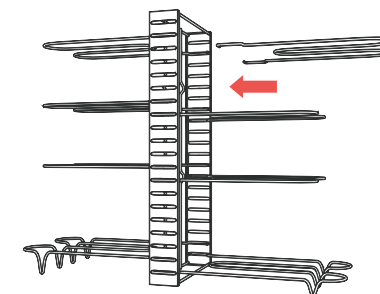
Step 2: Insert Bracket B into the second slot (from the opposite side)



TO AVOID SCRATCH. PLEASE CAREFULLY TAKE OUT THE DIVIDERS ONE BY ONE



Step 3: Insert the dividers according to your need.



CARING FOR THE ENVIRONMENT



Tools that are no longer usable should not be disposed of with household waste but in an environmentally friendly way! Please recycle where facilities exist. Check with your local council authority for recycling advice.



Recycling packaging reduces the need for landfill and raw materials. Reuse of recycled material decreases pollution in the environment. Please recycle packaging where facilities exist. Check with your local council authority for recycling advice.

WARRANTY

Your warranty form should be retained by you at all times. In order to make a claim under this warranty, you must return the product with your receipt of purchase. Prior to returning your product for warranty. Please contact us via our after sales support services.

EMAIL: support@topto.com.au

1 YEAR REPLACEMENT WARRANTY

Your product is guaranteed for a period of 12 months from the original date of purchase and is intended for DIY (Do It Yourself) use only. If a product is defective, it will be replaced in accordance with the terms of this warranty. Warranty excludes consumable parts, for example: driver bits.

WARNING

1. The following actions will result in the warranty being void.
Professional, Industrial or high frequency use.
2. If the tool has been operated on a supply voltage other than that specified on the tool.
3. If the tool shows signs of damage or defects caused by or resulting from abuse, accidents or alterations.
4. Failure to perform maintenance as set out within the instruction manual.
5. If the tool is disassembled or tampered with in any way.

How to get 1 extended year warranty?

This product comes with 1 year replacement warranty. However, you may get 1 extra year warranty with conditions. Please ask for detail by sending an email to **support@topto.com.au**